


Ultra V mini

HALF-CELL MONOFACIAL MODULE

TYPE: STPXXXS - C54/Uhmh



POWER OUTPUT MAX EFFICIENCY
390-410W **21.0%**

Features



High module conversion efficiency
 Module efficiency up to **21.0%** achieved through advanced cell technology and manufacturing process



Lower operating temperature
 Lower operating temperature and temperature coefficient increases the power output



Suntech current sorting process
 Up to **2%** power loss caused by current mismatch could be diminished by current sorting technique to maximize system power output



Extended wind and snow load tests
 Module certified to withstand extreme wind (3800 Pascal) and snow loads (6000 Pascal) *

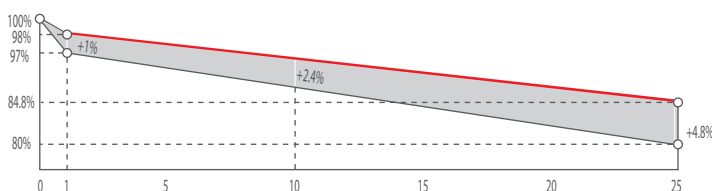


Excellent weak light performance
 More power output in weak light condition, such as cloudy, morning and sunset



Withstanding harsh environment
 Reliable quality leads to a better sustainability even in harsh environment like desert, farm and coastline

Industry-leading Warranty **



- ◆ First year power degradation: 2%
- ◆ Annual degradation: 0.55%
- ◆ Product warranty: 15 years
- ◆ linear warranty: 25 years

Certifications and Standards

CE IEC 61730 IEC 61215
 SA 8000 Social Responsibility Standards
 ISO 9001 Quality Management System
 ISO 14001 Environment Management System
 ISO 45001 Occupational Health and Safety
 IEC TS 62941 Guideline for module design qualification and type approval



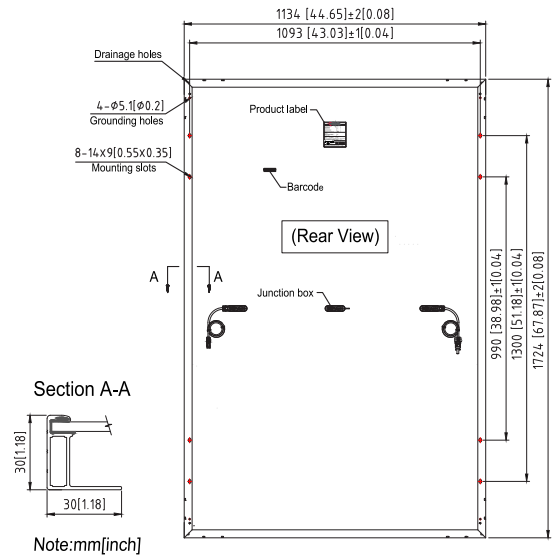
Munich RE ****

* Please refer to Suntech Standard Module Installation Manual for details.
 ** Please refer to Suntech Limited Warranty for details.

*** WEEE only for EU market.
 **** Suntech reserves the right to the final interpretation of the warranty by Munich RE.

Mechanical Characteristics

Solar Cell	Monocrystalline silicon 182 mm
No. of Cells	108 (6 × 18)
Dimensions	1724 × 1134 × 30 mm (67.9 × 44.6 × 1.2 inches)
Weight	21.0 kgs (46.3 lbs.)
Front Glass	3.2 mm (0.126 inches) fully tempered glass
Output Cables	4.0 mm ² , (-) 1400 mm (+) 1400 mm in length or customized length
Junction Box	IP68 rated (3 bypass diodes)
Operating Module Temperature	-40 °C to +85 °C
Maximum System Voltage	1500 V DC (IEC)
Connectors	MC4 EVO2, Cable01S, STP-XC4
Maximum Series Fuse Rating	25 A
Power Tolerance	0/+5 W



Electrical Characteristics

Module Type	STP410S-C54/Umhm		STP405S-C54/Umhm		STP400S-C54/Umhm		STP395S-C54/Umhm		STP390S-C54/Umhm	
	STC	NMOT	STC	NMOT	STC	NMOT	STC	NMOT	STC	NMOT
Maximum Power (Pmax/W)	410	309.6	405	306.0	400	302.3	395	298.6	390	294.9
Optimum Operating Voltage (Vmp/V)	31.59	29.2	31.38	29.0	31.18	28.8	30.98	28.6	30.76	28.4
Optimum Operating Current (Imp/A)	12.98	10.62	12.91	10.56	12.83	10.50	12.76	10.44	12.69	10.38
Open Circuit Voltage (Voc/V)	37.45	35.2	37.24	35.0	37.04	34.8	36.84	34.6	36.62	34.4
Short Circuit Current (Isc/A)	13.88	11.16	13.81	11.10	13.73	11.04	13.66	10.98	13.59	10.93
Module Efficiency (%)	21.0		20.7		20.5		20.2		19.9	

STC: Irradiance 1000 W/m², module temperature 25 °C, AM=1.5; NMOT: Irradiance 800 W/m², ambient temperature 20 °C, AM=1.5, wind speed 1 m/s; Tolerance of Pmax is within +/- 3%;

Temperature Characteristics

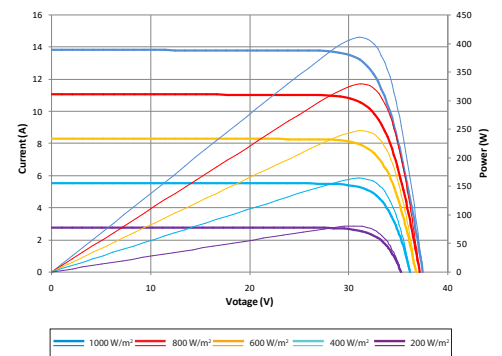
Nominal Module Operating Temperature (NMOT)	42 ± 2 °C
Temperature Coefficient of Pmax	-0.34%/°C
Temperature Coefficient of Voc	-0.26%/°C
Temperature Coefficient of Isc	0.050%/°C

Packing Configuration

Container	40' HC
Pieces per pallet	36
Pallets per container	26
Pieces per container	936
Packaging box dimensions	1755×1130×1255 mm
Packaging box weight	794 kg

Graphs

Current-Voltage & Power-Voltage Curve (410S)



Information on how to install and operate this product is available in the installation instruction. All values indicated in this data sheet are subject to change without prior announcement. The specifications may vary slightly. All specifications are in accordance with standard EN 50380. Color differences of the modules relative to the figures as well as discolorations of/in the modules which do not impair their proper functioning are possible and do not constitute a deviation from the specification.